


8-1972

The Recall Election: Its Effect on the School District and Community in California

Chester C. Fields
Walden University

Follow this and additional works at: <https://scholarworks.waldenu.edu/dissertations>

 Part of the [Education Commons](#), and the [Law and Politics Commons](#)


This Dissertation is brought to you for free and open access by the Walden Dissertations and Doctoral Studies Collection at ScholarWorks. It has been accepted for inclusion in Walden Dissertations and Doctoral Studies by an authorized administrator of ScholarWorks. For more information, please contact ScholarWorks@waldenu.edu.

THE RECALL ELECTION: ITS EFFECT ON THE SCHOOL DISTRICT
AND COMMUNITY IN CALIFORNIA

by

Chester C. Fields
B. A., Central Oklahoma State College, 1948
M. Ed., University of Oklahoma, 1951

Lucile L. Wake, B.A., Adviser



San Diego State College
Member, Bakersfield City School Board

A Thesis Submitted in Partial Fulfillment of
The Requirements for the Degree of
Doctor of Philosophy

Walden University

August, 1972

THE RECALL ELECTION -- ITS EFFECT ON THE SCHOOL DISTRICT
AND COMMUNITY IN CALIFORNIA

By

Chester C. Fields

B. A., Central Oklahoma State College, 1948

M. Ed., University of Oklahoma, 1951

A Thesis Submitted in Partial Fulfillment of
The Requirements for the Degree of
Doctor of Philosophy

Walden University
August, 1972

THE RECALL ELECTION: ITS EFFECT ON THE SCHOOL DISTRICT
AND COMMUNITY IN CALIFORNIA

The Problem

The purposes of this study were (1) to review the history of school-district recall laws in California, (2) to enumerate the legal steps in the recall process, (3) to survey a school district where a recall election had taken place, and (4) to present community feelings and effects.

Procedure

A search was made of all laws and official records pertaining to school trustees' recall elections in California.

A questionnaire designed to elicit respondent attitudes and feelings was mailed to all who voted in the school district recall election of December 3, 1970. A preliminary number of questionnaires were mailed first to determine the quality of the questionnaire and responses. Post office boxes were rented in the two most populous communities for a better percentage response. Within two weeks after the complete mailing of questionnaires 33 per cent return were received. The responses to the twenty questions were then tabulated with explanations of each. Two open-end questions, to supplement the overall analysis of the survey, and a map of the school district showing voting precincts, percentage graphs, and other relevant information giving a cross reference to the findings of the tabular aspect of the survey were used.

Findings

Selected findings are:

1. The California State Legislature developed a body of law to remove members of school district trustees by recall.
2. Procedures for initiating a recall movement are set down by state law in both the election and school codes.
3. A few highly motivated, well-organized people can initiate a successful recall election.
4. In a small school district with small populated communities, a word-of-mouth, door-to-door campaign by proponents of a recall, can win an election. This method is considerably more effective than any media.
5. Proponents of a recall movement generally put forth considerably more effort than do opponents.
6. Older people are more interested in School Board of Trustee recall elections than younger people.
7. That after a two-year elapse of a successful recall movement, the feelings of discontent and suspicion toward members of the school board are still evident.

Conclusions

1. Electors in a newly created city located within an old established school district might be more apt to initiate a recall movement than those of an older town.
2. Any area within a school district voting a very high percentage in favor of the recall can win the recall election.
3. School board members up for recall were not well known by the majority of the electors.
4. Removing members from a school board by recall, where exact reasons were in doubt, has lasting effects in a school district.

Recommendations

1. All members of a School Board of Trustees should make themselves and their actions known in the district in order to eliminate the necessity for recall.
2. Issues in a recall movement should be completely explained to the voters especially by members up for recall.
3. School-board members should be positively responsive to new land and housing developments within the school district.
4. A non-partial committee, possibly from the State Department of Education, be formed to recommend steps that might be taken by a community and school district to eliminate the necessity of a recall election.
5. Leaders of all communities should be encouraged to attend school-board meetings regularly to recognize school problems as they develop and search for means of solutions.

Critique

Research information on this subject is limited. However, this dissertation points out that recall of School Board of Trustees in California is of importance. Because a community can initiate recalls, changes within a school district may take such a form that could drastically reshape a whole school program.

THE RECALL ELECTION -- ITS EFFECT ON THE SCHOOL DISTRICT
AND COMMUNITY IN CALIFORNIA

By

Chester C. Fields

B. A., Central Oklahoma State College, 1948

M. Ed., University of Oklahoma, 1951

A Thesis Submitted in Partial Fulfillment of
The Requirements for the Degree of
Doctor of Philosophy

Walden University
August, 1972

TABLE OF CONTENTS

	Page
Introduction	i
Preface	ii
I. History of the Recall Election in California	1
II. Recall Procedure	7
III. Survey of the 1970 Mojave Unified School District Recall Election	15
IV. Analysis of the Survey	42
V. District and Precinct Profiles	45
VI. Conclusions and Recommendations	61
Bibliography	63
Appendix	64

INTRODUCTION

The purpose of this study was to determine the dissension and reasons for the dissension in school-district trustee recall elections in California. By law detailed records of recalls of school trustees are not required to be kept in the state or in the offices of the County Superintendent of Schools. Therefore, a case study was made of a California school district known to the author.

The district is composed of several small desert communities with a stable population and economy. The majority of the population lived in the district at the time of the recall election and reside there still. Therefore, accurate data could be gathered from these residents.

The basic organization of this study is as follows: the first two chapters deal with the history and procedure of recall laws in California. Chapter III contains the results of the survey. Chapters IV and V are explanations of the Maps and analysis of the Survey. Chapter VI lists Conclusions and Recommendations.

The findings from the district used in this type study should be applicable to any other district facing similar problems.

PREFACE

Because I am a long-term resident in the city of Mojave, California, and a professional employee of the Mojave Unified School District, I was very concerned with the highly volatile nature evidenced by many active participants in the School Trustee Recall Election of December 8, 1970.

I observed that the results of this recall did not seem to erase the conflicts that precipitated it. Therefore, I undertook this study in the hope that these findings could somehow point the way to some understanding of the effects of the recall on the school and community and some directions that might be taken to avoid tensions and dissension.

It would be impossible to name all of the people who were of assistance to me in Walden University and the cities of Mojave and California City, California. My sincere thanks are extended to Lucile F. Wake, who as my local adviser, lent her guidance throughout this dissertation.

I wish to acknowledge the fine work of my cartographer, Greg Jagow, and the patience of my typist, Virginia White, who was understanding of the many corrections in the manuscript. My appreciation is extended to Dr. Herman Roemmich, my Regional Adviser, who gave me the "Carte Blanche" and encouragement to complete my work as I developed it.

A special thanks to my dear wife who aided me at all times when requested.

CHAPTER I

History of the Recall Election in California

In 1849 the framers of the first Constitution of the State of California made provisions for the establishment of a state school system by directing the legislature to allocate sufficient funds so that schools would be open at least three months each year. They assumed that land for public schools would be dedicated to the state by the Federal Government. Almost immediately many deficiencies in the Constitution were apparent to many elected officials and some citizens. Among the omissions of that document was the lack of provision for the recall of any elected officer in the state.¹

Futile attempts by the Legislature to call for a new Constitutional Convention (1859, 1860 and 1873) were finally overcome and in 1877 the electorate approved a constitutional convention. The Second California Constitution written in convention was approved by the voters of the state in 1879 and with many amendments is in effect today.²

The authors of the 1879 Constitution attempted to correct the deficiencies and omissions of the 1849 Constitution. Among the additions were Article XXIII, "Recall of Public Officers,"

¹West's Annotated Codes, Constitution of the State of California, Articles I - IV, West Publishing Co. St. Paul, Minn., Vol I)

²West: op. cit., Vol. I; Palmer, William J. and Selvin, Paul P., "The Development of the Law in California," pp. 1-65)

and Article XI, "Cities, Counties, and Towns." But neither the provisions of these two articles nor the codification of school and election laws that followed provided the authority for the recall of members of the Boards of Education. It was not until 1911 that the two articles were amended to provide the authority to recall members of Boards of Education.

Article XXIII, Section 1 in part was amended to read:

"The recall shall also be exercised by the electors of each city and county of the State with reference to the elective officers thereof, under such procedure as shall be provided by law."¹

Article XI, Section 8.5, No. 2 was added:

"City Charters: 2. For the manner in which, the times at which, and the terms for which members of boards of education shall be elected or appointed, for their qualifications, compensation and removal, and for the number which shall constitute their board."²

These two amendments to the 1879 Constitution broadened the provisions of recall from the original limitations that state-elected officials could be recalled to include that locally elected officers could be recalled by local electors. In spite of this major expansion of the authority to recall, there was still some question as to recall of some school trustees because the recall provisions of Article XI were specifically directed to those school districts created or authorized under the charters of local governments. School districts in the State of California are created by local vote

¹West, op. cit., p. 471.

²Mason, Paul: Constitution of the State of California, Annotated, with amendments up to and including those adopted at the State General Election, No. 4, 1952. Vol. II, Article VI, Section 5 to End; Bancroft-Whitney Company, San Francisco 1953, pp. 244-256.

and the districts so created need not be under the jurisdiction of a local chartered community.

Two California Supreme Court decisions in the years following the 1911 amendment seemed to substantiate the restriction on the removal of school trustees by recall to those trustees who functioned only under local charter provisions.

In 1918 in the case of *Akerman v Moody* the court wrote that under Article XI, Cities, Counties and Towns

" . . . under the charter of a city, the right to recall members of the board of education equally with the right to elect such members is vested in the city."¹

Again, in 1932 in the case of *Rutledge v Dominguez* the court wrote that Article XXIII

" . . . makes clear that the power of cities operating under freeholders' charters shall be as full and complete as was intended by Article XI Section 8.5."²

As late as 1940 the Attorney General of the State of California, in written opinion, gave further substantiation to the limitations of recall of school-board members when he wrote

"The elections Code does not provide for recall of a school trustee; nor does any section of the School Code, for which reasons we conclude that a school trustee is not subject of recall."³

¹ *Akerman v Moody* (1918) 38 CA 461, 176 p. 696.

² *Rutledge v Dominguez* (1932) 122 CA 680, 10 p. 2nd 1027.

³ Attorney General's Opinion, No. NS2783 July 19, 1940. See Literature Cited, Mason, Paul

In reviewing all court cases and annotated codes having to do with the recall of members of school boards from the advent of the 1911 amendments to the next substantial change in 1945, it could be postulated that there were no pressing needs on the part of the electorates in non-chartered communities to recall their board members from office as there were no cases of record in this area. There were also no changes in either the Election Code or the School Code dealing with this subject.

In response to some unknown need the State Legislature of California in 1945 took steps that enlarged the scope of recall of school-board members by the enactment of a new section (Chapter 1518, Section 1) to the Education Code which stated

" . . . A member of any elective governing board of a school district who has held office at least 6 months, may be recalled at any time by the voters by following the recall procedure as set forth in this chapter. This chapter shall not, however, apply in the case of any member of any board of education of a city the charter, if any, of which provides for the recall of members of such board."¹

This new chapter established for the first time in the history of the State of California clear authority for the recall of any school-board member regardless of the jurisdiction under which the school district was created. It gave to the electorate direct authority and a method of procedure in non-chartered school districts.

¹See Literature Cited, Deering

Although Chapter 1513 of the Education Code clearly limited its jurisdiction to those board members not under a chartered city which had provisions for recall, the question arose as to the precedence of authority for the recall procedures themselves. The District Attorney of Butte County, California, asked of the Attorney General in 1947

"Where the charter of a city provides that the recall provisions found in the Elections Code applying to municipal corporations shall be applicable to the city, do those provisions govern the recall of members of the board of education or do the provisions of the Education Code providing for the recall of governing boards of school district generally apply?"¹

The Attorney General replied, in summary as follows:

"The alternative procedure suggested for the recall of the board members is that contained in Chapter 5.5 of Division 2 of the School Code, as added by Statutes of 1945, Chapter 1518. This chapter does contain detailed procedure for the recall of . . . (school trustee) However, another section of this chapter specifically provided that 'this chapter shall not, however, apply in the case of any member of any board of education of a city the charter, if any, provided for the recall of members of such board.' . . . We conclude, therefore, that . . . the Elections Code should govern any proceeding for the recall of members of the board . . ."²

The court stated that the Elections Code takes precedence over the Education Code, but that the latter is to be used for the recall of members of boards of education in non-chartered districts. It therefore appears that with the addition of

¹Opinions, Calif. Atty. Gen., Vol. 9 Jan-June, 1947; Op. No. 47-138, June 13, 1947, pp. 304-305.

²Loc. cit. Opinions, p. 305.

Chapter 1518 to the School Code, recall of members of boards of education would be effected under either code, whichever applied to that particular district.

In 1955 the Elections Code was changed so as to incorporate the provisions of the Education Code as they applied to the recall of school-board members whatever their organizational jurisdiction might be. The following amendment was passed by the California State Legislature:

"Chapter 799, Article 4, Recall of Elementary School District Governing Board Members.

Section 54, Any elected or appointed member of any elective elementary school district governing board may be recalled pursuant to this article."¹

With this last major change in the Election Code on recall of school-board members, the inferences and direction of the Constitution of 1879 were fulfilled and from 1955 on, any member of any board of education in any district in the State of California was and is subject to recall under the provisions and processes of the Elections Code of the State of California.

¹See Literature Cited, Statutes of California

CHAPTER II

California Recall Procedure

Since 1955, when the recall provisions of the Education Code were codified into the Election Code, amendments to both of these codes have occurred with irregular frequency. These amendments have in no way affected the right of electors of any school district in the State of California to remove, by the process of a recall election, members of the Boards of Education. What they have done was to clarify the process. The statement of grounds on which the recall was instituted and the response to that statement by the incumbent now have to be made public to the electorate. For every trustee to be recalled, a proposed new candidate appears on the ballot.

Amendments have also clarified the petition process and have removed the handling and filing of recall petitions from the office of the County Superintendent of Schools to the office of the respective County Clerk. In the history of the development of recall one provision has remained constant: that is the provision of the 1879 California Constitution which states that an incumbent cannot be removed from office by recall for the first six months of his term of office.

The recall of members of School Governing Boards (commonly and frequently called Boards of Trustees or Boards of Education) covers 25 sections of Article 3 of the 1971 Education Code:

The process under which electors bring a member of a Board of Education to the ballot for the purpose of recall is delineated under Part 1, Division 4, Chapter 4, Article 3, Sections 1131-1154 of the Education Code.

Section 1131. Members subject to recall

Any elected or appointed member of any elective school district governing board may be recalled pursuant to this article.

Section 1132. Petition

A petition demanding the recall of any governing board member shall be filed for verification of signatures with the County clerk having jurisdiction over the district. If more than one governing board member is sought to be recalled, separate petitions shall be filed for each member sought to be recalled.

Before any signatures are obtained to a recall petition, a copy of the text of the petition shall be filed with the County Clerk having jurisdiction, and the recall proceedings shall be deemed to be pending from the date of such filing.

Section 1132.4. Notice of intention

No signature may be affixed to the petition until the proponents have served, filed and published a notice of intention to circulate a recall petition, containing the name of the officer sought to be recalled and the title of his office, a statement of not more than 500 words of the grounds on which the recall is sought, and the name and address of at least one, but not more than five, proponents. The notice of intention shall be served, personally or by certified mail, on the officer sought to be recalled, and a copy thereof with a certificate of the time and manner of service shall be filed with the county clerk.

Section 1132.5. Withdrawal of signature from petition

Any voter who has signed a petition demanding the recall of any school-district governing board member shall have his signature withdrawn from the petition upon filing a written request therefor with the appropriate County Clerk prior to the day the recall petition is filed.

Section 1134. Circulation by registered voter only

The recall petition shall not be circulated by any person other than a registered voter of the district.

Section 1135. Statement of grounds

Within seven days after the filing of the notice of intention, the officer sought to be recalled may file with the county clerk an answer in not more than 500 words to the statement of the proponents and, if an answer is filed, shall serve a copy thereof, personally or by certified mail, on one of the proponents named in the notice of intention. The statement and answer are intended solely for the information of the voters and no insufficiency in the form or substance thereof shall affect the validity of the election or proceedings.

"Before any signature may be affixed to a recall petition, the petition shall bear a copy of the notice of intention, statement and answer of the officer sought to be recalled, if any. If the officer sought to be recalled has not answered, the petition shall so state."

Section 1136. Number of signatures required

The recall petition shall be signed by registered voters equal in number to at least 20 per cent of the registered voters of the district as of the time of filing the petition for verification of signatures.

Section 1137. Not necessary to sign one paper; information required with signatures

Each signer shall add to his signature his place of residence, giving street and number . . . and the date of signature.

Section 1138. Affidavit with each separate paper

Each separate paper of each recall petition shall have attached to it an affidavit which shall state that the affiant is a registered voter of the district; that the affiant circulated that particular paper and saw each signer write his signature and residence thereon; and that according to the best information and belief of the affiant:

- (a) Each is the genuine signature of the person whose name it purports to be.

- (b) Each signer is a registered voter of the district.
- (c) Each signature was obtained on the date indicated on the petition.

Section 1139. Must be filed for verification within six months

No petition shall be valid . . . unless it shall be filed for verification of signatures within six months after the date on which a copy of the text of the petition was filed.

Section 1141. Supplemental petition

If the number of signatures is not sufficient, a supplemental petition, in form a duplicate of the original petition, but bearing additional signatures, may be filed with the county clerk within 10 days from the date on which the county clerk certified the results of the petition. If the signatures to the petition are still insufficient, no action shall be taken thereon. The petition shall remain on file as a public record, and the failure to secure sufficient signatures shall not prejudice the filing later of an entirely new petition to the same effect. Sec. 2720.5 of the Election Code states that the petition shall remain on file for two years.

Section 1142. Time for recall election

If the county clerk finds the petition, together with supplementary petitions, if any, sufficient he shall at once notify the school district governing board which shall call a special election to be held in the district within not less than 60 nor more than 75 days after the date of the call, to determine whether the voters will recall the governing board member. If a regular election for the election of members of the governing board of the district is to occur not less than 60 nor more than 75 days from the date of the call for the special election, the governing board may in its discretion, order the holding of the special election at the time the regular election is held.

Section 1143. Notice

The county superintendent of schools shall call the recall election by posting election notices in three public places in the district at least 35 days before the election, and by publishing a notice of the election in the district.

Section 1144. Election conducted by county clerk

Except as provided in this article, the recall election shall be held and conducted by the county clerk having jurisdiction.

Section 1145. Consolidation of recall elections

Recall elections of two or more governing board members may be consolidated.

Section 1146. Candidate for election at recall

Any registered voter of the district, except the governing board member whose recall is sought, may become a candidate for election at a recall election. The declaration of candidacy shall state that the proposed candidate is a candidate in the recall election to succeed the incumbent (naming him) if he is recalled.

Section 1147. Recall election despite vacancy

If a vacancy occurs in the office of the member sought to be recalled after a recall petition is filed for verification of signatures, the election shall nevertheless proceed as provided in this article.

Section 1148. Sample ballot

The county clerk shall mail to each registered voter within the district a sample ballot on which there shall be printed in not more than 200 words the statement of the grounds on which the recall is sought set forth in the recall petition. Upon the same ballot there shall also be printed, in not more than 200 words, any statement submitted by the member sought to be recalled justifying his course in office.

Section 1149. Form of ballot and manner of voting

There shall be printed on the recall ballot, as to every member whose recall is sought, the following question: "Shall (name of person against whom the recall petition has been filed) be recalled from the office of (title of the office)?" following which question shall be the words "Yes" and "No" on separate lines, with a blank space at the right of each, in which the voter shall indicate, by stamping or writing a cross (+), his vote for or against the recall.

Section 1150. Listing of candidates on ballot

On the recall ballots, under each question, there shall be printed the names of the candidates to succeed the incumbent if he is recalled. Following each list of candidates, the ballot shall provide one blank line with a blank square following, to allow the voter to write in a name not printed on the ballot. When the recall election is held on the third Tuesday in April of an odd-numbered year, the candidates for the office to succeed the incumbent if he is recalled shall be listed separately from the candidates to succeed the governing board members whose recall is not sought.

Section 1151. Printing of statements on ballot

On the recall ballots there shall be printed the same statements which were printed on the sample ballots.

Section 1152. Requirement of voting for or against recall if vote for a candidate to count

No vote cast in the recall election shall be counted for any candidate for the office unless the voter also voted for or against the recall of the person sought to be recalled from that office.

Section 1153. No recall when majority or exactly one-half those voting vote "No"

If a majority or exactly half of those voting on the question of the recall of any incumbent from office vote "No," the incumbent shall continue in office. If a majority vote "Yes," the incumbent shall be deemed recalled from office, upon the qualification of his successor.

Section 1154. Tabulation of results

The inspector of the election shall deliver the returns to the county clerk having jurisdiction. At the time and place fixed in the notice of the election, the clerk shall publicly canvass the returns and declare the results. If a majority of the votes cast favor the recall of the member, the clerk shall declare the candidate who has received the highest number of votes for the office elected for the remainder of the term and shall issue a certificate of election to him. If the elected candidate fails to qualify within 10 days after receiving the certificate of election, the office shall become vacant and shall be filled as provided in Article 4 of this chapter (special election).

One can summarize from the above procedure that the method of recall of school trustees is not difficult, at best it might be tedious. The procedure is simple and the electors of the district have full opportunity to conclude for themselves, by reading the reasons for the recall and the response of the person to be recalled, whether they wish to be a signatory to the petition. Nowhere in either code is there a requirement for stating facts in the recall petition, but the provision for the response of the person to be recalled to be part of the recall petition tends to restrict the backers of the recall to elucidating those reasons for recall on a somewhat factual basis. In addition, the petition signer has the opportunity to change his mind and remove his name from the petition before it is filed.

A positive approach to recall has been taken by the California Legislature in two different ways. One is the provision for additional time for supplementary petitions when there are insufficient verified signatures in the original filing. The other is that it is not enough for the voter to vote only for the nominee but he must also vote against the incumbent or for the incumbent and against the nominee for the ballot to be declared valid.

Although the recall of school trustees is not a difficult procedure, it is time consuming and must, of necessity, be originated by highly motivated electors. In the County of Kern in California there are over fifty separate school districts, yet in the last twenty-one years there have been only five

recall elections held. The results of these elections are as follows:

1960: 2 members of a 3-member board. Recall successful. Size of district -- enrollment 281, 1959-60 school year.

1 member of a 3-member board. Recall successful. Size of district -- enrollment 221, 1959-60 school year.

1962: 2 members of a 3-member board. Recall not successful. Size of district -- enrollment 222, 1961-62 school year.

1970: 2 members of a 5-member board. Recall successful. Size of district -- enrollment 1,512, 1970-71 school year.

1971: 2 members of a 5-member board. Recall successful. Size of district -- enrollment 1,733, 1970-71 school year.¹

It might be assumed that the electorates of school-district trustees have not been so dissatisfied with their trustees that they have been moved to call for a recall during the trustees' term of office except in those infrequent occasions cited above.

¹Unpublished documents, County of Kern, Superintendent of Schools office, 1972.

CHAPTER III

Survey of the 1970 Mojave Unified School District
Recall Election

In order to analyze the attitude of the voters in the recall election of December 8, 1970, a questionnaire was designed. This questionnaire (see Appendix) was mailed to all addresses of those voting in the election with a three weeks cut-off date. Return envelopes were addressed to two different post office boxes in order to obtain the greatest number of responses.

In addition to multiple choice items there were two open-end questions to permit the respondents to add subjective comments. Six known leaders in the election were personally interviewed.

The following analysis of the response tabulations develops the characteristics of the voters, sources of their information, bases of their vote, and their present attitudes toward the effects of the recall on the school and community.

TABLE I

MOJAVE UNIFIED SCHOOL DISTRICT
RESPONSE TO QUESTIONNAIRE

PRECINCT	A		B			C		
	REGISTERED VOTERS		VOTED IN ELECTION			RESPONSES TO QUESTIONNAIRES		
	TOTAL	%	TOTAL	% OF VOTERS	REGISTERED VOTERS	TOTAL	% RESPONDED	% OF TOTAL QUESTIONNAIRES
ULRICH ELEMENTARY	535	28	332	31	62	70	21	20
MOJAVE ELEMENTARY	1017	53	450	42	44	200	44	56
JOSHUA ELEMENTARY	306	16	245	23	80	66	27	19
CANTIL ELEMENTARY	50	31	36	31	72	20	56	6
TOTAL DISTRICT (% ROUNDED)	1908	100	1063	100	56	356	100	33

Of the 1908 possible voters, those registered and eligible to vote, 1063 or 56 per cent did vote. This compares very favorably with the average per cent of voters in general school-district elections (35 per cent)¹ and shows the extent of voter interest in this election.

When the school district was divided into its component voter precincts, the per cent range of voters voting was from 44 per cent in Mojave Elementary to 80 per cent in the Joshua precinct. There appears to be little relationship between the per cent of people who responded to the questionnaire and the per cent of voters who voted.

If the personal interviews with leaders of the recall reflect the attitudes of the respondents of the Ulrich precinct, the low percentage return from that precinct (20 per cent) might indicate intense suspicion of the questionnaire.

¹Unpublished documents Kern County Schools Office, 1972

TABLE II

RESIDENCE IN YEARS

PRECINCT	0 - 1		1 - 3		4 - 6		7 - 10		10+		TOTAL	
	TOTAL	%	TOTAL	%	TOTAL	%	TOTAL	%	TOTAL	%	TOTAL	%
ULRICH ELEMENTARY	1	1	27	39	13	19	16	23	13	18	70	100
MOJAVE ELEMENTARY	0	0	9	4.5	23	11.5	17	8.5	144	72	193	96.5
JOSHUA ELEMENTARY	0	0	7	10.6	1	1.5	10	15	45	68	63	95.4
CANTIL ELEMENTARY	0	0	1	5	4	20	5	25	9	45	19	95
TOTAL (% Rounded)	1	.3	44	13	41	12	48	14	211	61	345	X

In comparing the length of residence with the percentage of vote, we find that in the Mojave Elementary precinct the greatest per cent of those voting were residents of the district for ten or more years (72 per cent) and in the Ulrich Elementary precinct the greatest per cent of those voting (59 per cent) had been residents for five years or less.

If we compare all precincts on the basis of residence for ten or more years, we find that Joshua (68 per cent) and Mojave (72 per cent) contain electors of long residence, whereas Cantil (45 per cent) is somewhat divided between new and old residents and Ulrich is predominately new, as only 13 per cent of its voters have lived in the precinct 10 or more years.

TABLE III

AGE OF VOTER

PRECINCT	21 - 25		26 - 30		31 - 40		41+		TOTAL RESPONSES	TOTAL %
	TOTAL	%	TOTAL	%	TOTAL	%	TOTAL	%		
ULRICH	5	7.1	3	4.3	13	18.6	49	70	70	100
MOJAVE	8	4.0	4	2.1	23	12	157	81.7	192	100
JOSHUA	3	4.9	6	9.8	13	21.4	39	63.9	61	100
CANTIL	0	0	0	0	0	0	19	100	19	100
AVERAGE %	16	4.0	13	4.1	49	13.0	264	78.9	332	

Voter age at the time of the election was tabulated to ascertain whether length of residence was related with the age of the voter. The table reveals that there is little comparison between voter age and length of residence in the school district. Nineteen per cent of Ulrich precinct were residents of 10 or more years, while 70 per cent were over 41 years of age; 72 per cent of the Mojave Elementary precinct were residents 10 or more years, while 82 per cent were 41 years of age or older.

Mojave, Joshua, and Cantil are old settled precincts with slow urban growth. The Ulrich area is less than 12 years old, and was incorporated in 1965. Age seems to have little bearing on the length of residence and the commonly held belief that newly developed areas have large populations of young citizens did not hold true in this school district.

TABLE IV

PROPERTY OWNERSHIP

PRECINCT	YES	%	NO	%	TOTAL RESPONSES	TOTAL %
ULRICH ELEMENTARY	58	82.8	12	17.1-	70	100
NOJAVE ELEMENTARY	134	68.7	61	31.2	195	100
JOSHUA ELEMENTARY	62	98.4	1	1.6	63	100
CANTIL ELEMENTARY	13	68.4	6	31.6	19	100
TOTALS	267	76.9	80		347	100

To ascertain whether being a long-time property owner had an impact on voting Table 4 was tabulated and compared with Table 2, Residence in Years.

More property owners than non-property owners voted (77 per cent to 24 per cent) in all precincts. The voter's age and length of residence appeared to have little relation with property ownership. For example, in the Joshua precinct, 98 per cent of the respondents were property owners. Ten per cent of the residents had lived in the precinct three years or less, 20 per cent had lived in the precinct 4 to 5 years, and 15 per cent, 7 to 10 years (Table 2). Approximately 43 per cent were under 40 years of age (see Table 4).

From this it can be inferred that property owners had a more direct and active interest in the composition of the school board than renters because of the owners' greater awareness of property taxes.

TABLE V

SEX

PRECINCT	MALE		FEMALE		TOTAL RESPONSE	TOTAL %
	TOTAL	%	TOTAL	%		
ULRICH ELEMENTARY	32	45.7	38	54.3	70	100
NOJAVE ELEMENTARY	83	42.6	111	57.2	194	100
JOSHUA ELEMENTARY	28	44.4	35	55.6	63	100
CANTIL ELEMENTARY	8	42.1	11	57.9	19	100

As in the general population statistics, females slightly outnumbered males in the tabulation of Table 5. There is no way of comparing sex with property ownership since many respondents have joint ownership with their spouses, as indicated by two questionnaires being sent to the same address to two voters with the same surname.

A comparison of Table 5 with Table 18 (The Vote) indicates that a greater percentage of females than males (60 per cent to 40 per cent) voted for the recall.

TABLE VI

PUPIL ATTENDANCE IN FAMILY

PRECINCT	A One or More in Attendance in District					B One or More Previously Attended School in District			
	YES	%	NO	%		YES	%	NO	%
ULRICH ELEMENTARY	23	32.8	47	77		6	20.7	64	79.3
MOJAVE ELEMENTARY	55	27.5	145	72.5		74	37	126	67
JOSHUA ELEMENTARY	32	48.5	34	51.5		19	28.8	47	71.2
CANTIL ELEMENTARY	2	10	18	90		0	0	20	100

This question was asked to ascertain whether having children in the past or present (1970) attending district schools had an impact on the vote.

The percentage of the voters having or having had children in attendance in the district ranged from 10 per cent (Cantil Precinct) to 77 per cent (Joshua Precinct) with the average being approximately 48 per cent. This reveals that half of the voters participating in the recall election had a direct connection with the district through their children. Comparison of Tables 5, 6, and 7 indicates that being a property owner had more influence on the vote than being a parent of a district pupil.

TABLE VII

ATTENDANCE IN DISTRICT SCHOOLS

PRECINCT	I Previously Attended M.U.S.D.		Another Adult Member Of My Family Attended		I Have Never Attended M.U.S.D.		No One In My Family Has Attended M.U.S.D.		TOTAL	%
	TOTAL	%	TOTAL	%	TOTAL	%	TOTAL	%		
ULRICH	5	5.9	9	10.6	39	45.9	32	37.6	85	100
MOJAVE	22	11.1	62	31.3	71	35.9	43	21.7	198	100
JOSHUA	14	21.2	13	19.7	30	45.5	9	13.6	66	100
CANTIL	0	0	5	27.8	9	50	4	22.2	18	100

To define further the characteristics of our sample, we questioned whether the voter had personal direct relationship with the school district other than children attending or having attended. This table reveals that although almost half of the respondents' children were connected with the district, the vast majority of respondents (approximately 70 per cent) had not attended, nor had adult members of their family attended schools in the district.

This table leads to the conclusion that the majority of voters in this recall election were those property owners who had never had a member of their family in attendance in the school district.

TABLE VIII

EMPLOYMENT IN SCHOOL DISTRICT

PRECINCT	YES		NO		*TOTAL RESPONSES	PER CENT
	TOTAL	%	TOTAL	%		
ULRICH	11	42.3	15	57.7	26	100
MOJAVE	64	33.7	126	66.3	190	100
JOSHUA	19	31.7	41	68.3	60	100
CANTIL	3	16	16	84	19	100

* Not All Respondents Answered This Question.

Tables 6 and 7 indicate that approximately 70 per cent of the respondents had never had a member of the family in attendance in district schools and led to a preliminary conclusion that the majority of the voters (see Table 7) were independent of family connections with the district. This table shows clearly that there were other connections to the district.

In the Ulrich Precinct nearly half of the respondents to this item had one or more members of their family employed by the school district. Nearly one-third of the Mojave precinct respondents (31 per cent) had one or more members of their family employed by the district.

Thirty-one per cent of all respondents to the item in the district had one or more members of their family employed by the district. This ranged from 42 per cent in Mojave precinct to 16 per cent in Cantil.

TABLE IX

P.T.A. OR P.T.O. ATTENDANCE

PRECINCT	NEVER		SOMETIMES		ALMOST EVERY TIME		ALL THE TIME		RESPONSES	
	TOTAL	%	TOTAL	%	TOTAL	%	TOTAL	%	TOTAL	%
ULRICH	42	57.7	23	31.5	6	8.2	2	2.7	73	100
MOJAVE	133	71.1	44	23.5	10	5.4	0	0	187	100
JOSHUA	22	40	20	36.4	11	20	2	3.6	55	100
CANTIL	14	82.4	1	65.9	2	11.7	0	0	17	100

The per cent of the voting population who attend meetings of government agencies and quasi-governmental organizations is generally low. Table 9 reflects this trend in school P.T.A. and P.T.O. attendance.*

An average of 36 per cent of the respondents to this item indicated that they had attended some meetings of their school P.T.A. or P.T.O. in 1970. The greatest portion of this group (30.5 per cent) were "sometimes" attendants and only 5.5 per cent attended all or almost all of their school organization's meetings. No one voting in the Mojave and Cantil precincts was a constant attendant.

The majority of the respondents to this item had not attended a P.T.A. nor a P.T.O. meeting in 1970 (64 per cent).

*The Mojave Unified School District has both a Parent-Teacher Association and a Parent-Teacher Organization. The latter is a local non-affiliated organization. Generally, both groups serve the same functions though not at the same schools.

TABLE X

TRUSTEE MEETING ATTENDANCE

PRECINCT	NEVER		SOMETIMES		ALMOST EVERY TIME		ALL THE TIME		RESPONSES	
	TOTAL	%	TOTAL	%	TOTAL	%	TOTAL	%	TOTAL	%
ULRICH	30	47.6	32	50.8	1	1.6	0	0	63	100
MOJAVE	128	65	63	32	2	1	4	2	197	100
JOSHUA	26	40	32	49.2	7	10.8	0	0	65	100
CANTIL	18	94.7	1	5.3	0	0	0	0	19	100

The same situation is apparent in response to the question "My attendance at the Mojave Unified School District Board of Trustees meetings during 1970 was?"

A slightly higher average of the respondents (30 to 36 per cent) indicated that they had attended some meetings of the school district. As in Table 9 the greatest proportion of those who went to school-board meetings went "sometimes" (34 per cent) while 4 per cent went to all or almost all board meetings. The respondents of only one precinct (.5 per cent) attended all meetings.

The majority of respondents (62 per cent) had never attended a school-board meeting. In Cantil precinct 95 per cent of those responding had never attended a meeting.

TABLE XI

VOTER RECOGNITION

PRECINCT	NOT AT ALL		SLIGHTLY		MODERATELY WELL		WELL		PERSONALLY			
	TOTAL	%	TOTAL	%	TOTAL	%	TOTAL	%	TOTAL	%	TOTAL	%
ULRICH ELEMENTARY												
1. BLANCHARD	30	42.9	26	37.1	7	10	2	2.9	5	7.1	70	100
2. MEANS	32	45	25	35	6	8	2	2	6	8	71	100
MCJAVE ELEMENTARY												
1. BLANCHARD	16	8	56	29	35	18	42	22	11	23	193	100
2. MEANS	14	7	63	34	41	22	30	16	39	21	187	100
JOSHUA ELEMENTARY												
1. BLANCHARD	3	4	27	40	11	16	9	13	18	27	68	100
2. MEANS	2	3	26	43	14	23	5	8	11	23	61	100
CANTIL ELEMENTARY												
1. BLANCHARD	5	28	5	28	4	22	1	5	3	17	18	100
2. MEANS	3	20	5	33	2	14	0	7	5	33	15	100

A preponderance of the respondents had never attended P.T.A., P.T.O., or school-board meetings (see Tables 9 and 10) but had some knowledge of the trustees up for recall though this varied greatly from precinct to precinct. Seventy-nine per cent of the respondents knew one recalled trustee at least slightly, and slightly more (81 per cent) knew the other recalled trustee.

Although the Board of Trustees held meetings in all precincts respondents varied widely from precinct to precinct in their acquaintance with the two trustees up for recall.

Forty-three per cent and 45 per cent of the respondents from Ulrich precinct did not know either of the two trustees at all, while only 4 per cent and 3 per cent of the Joshua precinct did not know either of the men.

Of those who knew the trustees, an average of 13 per cent knew both trustees moderately well or well. In Joshua and

Mojave precincts both candidates were personally known by approximately 25 per cent of the respondents.

Only in Ulrich precinct did less than 10 per cent of the respondents personally know both trustees.

TABLE XII

FIRST RECALL AWARENESS

PRECINCT	WORD OF MOUTH		NEWSPAPER		RADIO		TELEVISION		RESPONSES	
	TOTAL	%	TOTAL	%	TOTAL	%	TOTAL	%	TOTAL	%
ULRICH	55	67	27	33	0	0	0	0	82	100
MOJAVE	140	65	66	31	7	3	2	1	215	100
JOSHUA	60	72	20	24	3	4	0	0	83	100
CANTIL	12	55	10	45	0	0	0	0	22	100

Word of mouth was the most effective method of getting the issues to the people.

This item was designed to ascertain the impacts of the media versus personal contacts as an influence in the recall.

Sixty-two per cent of all the respondents received their first information by personal contact. That radio coverage of this pending election had little impact is indicated by no responses in two precincts and that less than 5 per cent of the respondents in the other two precincts first acquired knowledge in this manner. The newspaper came out with some news early in the recall movement and reached 33 per cent of the rest of the respondents. First knowledge of the recall via newspaper ranged from 24 per cent in Joshua to 45 per cent in the Cantil precinct. Television coverage at the beginning seemed to be minimal. Only in the Mojave precinct did respondents (1 per cent) get first knowledge of the recall election from television. This is partly due to limited reception in the

district from the Bakersfield television stations which carried news of the recall movement.

Some respondents answered this question in more than one category as there were 76 more responses than respondents to this item. These respondents might have first become aware of the recall in two or more ways on the same day and in the two-year time lapse could not decide which source was the first.

TABLE XIII
CONTINUING RECALL AWARENESS

PRECINCT	WORD OF MOUTH		NEWSPAPER		RADIO		T.V.		P.T.A.		P.T.O.		PETITION CARRIER		ATTENDING BOARD MEETINGS			
	TOTAL	%	TOTAL	%	TOTAL	%	TOTAL	%	TOTAL	%	TOTAL	%	TOTAL	%	TOTAL	%	TOTAL	%
ULRICH	55	27	54	27	10	5	0	0	8	4	12	7	43	21	19	9	201	100
MOJAVE	166	34	162	33	36	7	1	.2	3	6	1	.2	92	19	31	6	492	100
JOSHUA	51	34	55	37	16	10	0	0	0	0	0	0	9	6	19	13	150	100
CANTIL	7	25	13	45	1	4	0	0	1	4	1	4	4	14	1	4	28	100

In the preceding Table 12 it was found that 62 per cent of the respondents received their first information concerning the recall election via personal contact. This item indicates that the respondents continued to get much of their information from individuals.

An average of 45 per cent of the respondents indicated that they received further information from "petition carriers" and "word of mouth."

The media and meetings (P.T.A., P.T.O., and Trustee) gave additional information to the respondents. From the 356 respondents, 871 responses were given this item shows the relative impact on the respondents from the several sources of information. In obtaining further information media played as important a role as personal contact (42 per cent to 45 per cent).

The impact of television was infinitesimal as only one respondent checked this item. Information derived from P.T.A.,

P.T.O., or attendance at school-trustee meetings had less impact than from face-to-face contact, or media coverage for further information from these sources averaged only 5 per cent with one precinct reporting zero and an average of 8 per cent of the responders having attended at board meetings.

Information derived from P.T.A., P.T.O., or attendance at school-trustee meetings had less information than from face-to-face contacts or media coverage. Respondents reporting information derived from meetings averaged only 5 per cent with one precinct reporting zero and an average of 8 per cent of the responders having attended board meetings. Attendance at P.T.A., P.T.O. meetings provided further information to an average of 2.2 per cent and 2.3 per cent respectively, of the respondents. An average of 35.4 per cent of the respondents derived further information from the newspaper, while radio was a source of further information to an average of 6.5 per cent of the respondents, and television to only .002 per cent.

TABLE XIV

PRIMARY INFORMATION SOURCE

PRECINCT	WORD OF MOUTH		NEWSPAPER		RADIO		TELEVISION		RESPONSES	
	TOTAL	%	TOTAL	%	TOTAL	%	TOTAL	%	TOTAL	%
ULRICH	43	50	39	45	4	5	0	0	86	100
MOJAVE	142	55	109	42	7	3	0	0	258	100
JOSHUA	43	53	32	40	6	7	0	0	81	100
CANTIL	14	56	11	44	0	0	0	0	25	100

The 356 respondents to the questionnaire checked the above-listed item 450 times indicating their belief that most of their information concerning the election came from more than one source.

In appraising major information sources the respondents revealed that radio and television played a minor role. None of the respondents from Cantil and an average of only 4 per cent from other three precincts got most of their information from the radio. Most information throughout the campaign was derived from personal contact (53 per cent). Newspapers informed an average of 37 per cent of the respondents.

Information derived from personal contact expressed in the answers to the two open-end questions on the questionnaire seemed to indicate that more respondent weight was given to personality factors and less to the facts at issue.

TABLE XV

DECISION INFLUENCES

PRECINCT	WORD OF MOUTH		NEWSPAPER		RADIO		TELEVISION		RESPONSES	
	TOTAL	%	TOTAL	%	TOTAL	%	TOTAL	%	TOTAL	%
ULRICH	38	50	36	47	2	3	0	0	76	100
NOJAVE	122	60	74	39	3	1	0	0	199	100
JOSHUA	39	52.7	32	43.2	3	4.1	0	0	74	100
CANTIL	12	48	13	52	0	0	0	0	25	100

Not only did the majority of the respondents derive their information from personal contact, followed by newspapers (see preceding Tables 12, 13, and 14), but these same sources were correspondingly influential in the decision-making process.

Only eighteen respondents to this item checked more than one source of information. Therefore, 95 per cent of the respondents were able to pinpoint the source that most influenced their vote. "Word of Mouth" was the most influential as indicated by 53 per cent of the voters, closely followed by newspapers with 45 per cent.

Radio played a minor role. No one was most influenced by television.

TABLE XVI

PARTICIPATION IN RECALL

PRECINCT	ORGANIZER (PROPONENT)		PETITION CARRIER		PETITION SIGNER		VOTER		NON-VOTER			
	TOTAL	%	TOTAL	%	TOTAL	%	TOTAL	%	TOTAL	%	TOTAL	%
ULRICH	2	2.2	4	4.3	20	22	59	65	6	6.5	91	100
MOJAVE	1	.5	6	3	15	7	169	84	11	5.5	202	100
JOSHUA	0	0	1	1	13	15	59	81	0	0	73	100
CANTIL	0	0	0	0	2	10	17	85	1	5	20	100

To ascertain voters' roles in the recall campaign the question "My role in the recall was (check the most active)" was asked.

Seventy people answered the questionnaire from Ulrich precinct and made 91 responses to this item. Seven more responses than respondents were noted in Joshua precinct, two more in Mojave, and none in Cantil. Therefore, a sizable number of respondents had multiple roles in the recall election. It is impossible to establish from this table just what were the individual's multiple roles.

The only role of the vast majority of the respondents was to vote. Seventy-nine per cent of the respondents voted in the election with a low of 65 per cent in Ulrich and a high of 85 per cent in Cantil.

Sixty-four and one-half per cent of the registered voters cast ballots in the recall election (Table 1, page 16). This

indicates that more voters than non-voters responded to the questionnaire.

Of the 20 Cantil respondents, only 2, or 10 per cent, participated in the recall organization in addition to voting. Their second role was restricted to signing a petition. Eighty-four per cent of the respondents in Mojave precinct voted in the recall, though only 11 per cent participated in the recall movement as an active proponent, petition carrier, or petition signer. Eighty-one per cent in Joshua voted with 18 per cent as signers to the recall petition, 1 per cent as petition carriers, and no one as an organizer (proponent).

Ulrich precinct had the highest percentage participation in the recall movement and the lowest respondent percentage voting; 22 per cent were petition signers, 4 per cent petition carriers, and 2 per cent organizers (proponents).

TABLE XVII

TIME OF DECISION

PRECINCT	EARLY		MIDDLE		LATE		AT THE POLL		RESPONSES	
	TOTAL	%	TOTAL	%	TOTAL	%	TOTAL	%	TOTAL	%
ULRICH	41	64	10	15.6	12	18.8	1	1.6	64	100
MOJAVE	127	71	26	14	24	13	2	2	179	100
JOSHUA	46	74	10	16	6	10	0	0	62	100
CANTIL	3	17	5	28	5	44	2	11	18	100

The highest proportion (57 per cent) of respondents made up their mind as a voter early in the campaign. Eighteen per cent made their decision in the middle of the campaign; 22 per cent late in the campaign, and only 4 per cent at the poles.

TABLE XVIII

THE VOTE

PRECINCT	FOR RECALL		AGAINST RECALL		DID NOT VOTE		RESPONSES	
	TOTAL	%	TOTAL	%	TOTAL	%	TOTAL	%
ULRICH	50	71.4	12	17.1	8	11.2	70	100
MOJAVE	41	21	149	76	7	3	197	100
JOSHUA	17	26.2	46	70.8	1	0	65	100
CANTIL	7	37	7	37	5	26	19	100
TOTAL AVERAGE		40		50.2		10.1		

* One split vote.

In the actual election in the Ulrich precinct the vote was 300 yes (90.4 per cent) for the recall and 32 votes no (9.6 per cent) against the recall. In the Mojave precinct the vote was 120 yes (26.7 per cent) and 330 no (73.3 per cent). Joshua precinct voted 98 yes (40 per cent) and 147 (60 per cent) no.

It is interesting to point out that in the responses to the questionnaire, 71 per cent were for the recall in the Ulrich precinct, whereas the average of 73.4 per cent of the respondents of the combined Mojave and Joshua precincts were against the recall. The Cantil respondents were divided equally between proponents and opponents.

Although the majority of Mojave and Joshua respondents voted against the recall, a sufficient number of voters in these precincts voted for the recall to combine with the yes vote in the Ulrich precinct to carry the election.

The total number of responses to this item on Table 18 appears to contradict the actual vote pattern of the district for this election.

Personal interviews with leaders of the recall movement informed the interviewer that they personally discouraged the return of the questionnaire by many in the Ulrich precinct. If the return of this precinct had been in proportion to the other precincts this table would closely follow the actual vote of the recall election of 1970, as the minimal response received seems to indicate this trend.

TABLE XIX

PRESENT ATTITUDE

PRECINCT	SAME VOTE		REVERSE VOTE		NOT VOTE		RESPONSES	
	TOTAL	%	TOTAL	%	TOTAL	%	TOTAL	%
ULRICH	60	88	0	0	8	12	68	100
MOJAVE	178	96.2	1	.6	6	3.2	185	100
JOSHUA	61	98.4	0	0	1	1.6	62	100
CANTIL	16	80	1	5	3	15	20	100

The respondents have overwhelmingly indicated that their vote would be the same (91 per cent) if the recall election were to be held at this time after a two-year elapse.

The responses to questions 21 and 22 of the questionnaire (see Appendix, page 64) further substantiate this finding. Respondents voted for the recall because they believed the trustees were "not qualified," "were hostile," "political," and "prejudiced." A smaller number of respondents to this item voted for the recall to give California City (the Ulrich precinct) a "greater representation."

Questions 21 and 22 also point out those who voted against the recall commented that the men up for recall were "fine representatives," "well qualified for the positions," that they were "victims of political power grabs," "prejudiced people," and "an unfair campaign."

Additional reasons for voting against the recall were "the present board was best for the district," "electors did not believe in recall elections," "felt it was a waste of taxpayers' money," and wanted to "eliminate politics" in school elections.

TABLE XX

EVALUATION OF RECALL

PRECINCT	BENEFITED		HURT		NO DIFFERENCE		RESPONSES	
	TOTAL	%	TOTAL	%	TOTAL	%	TOTAL	%
ULRICH	38	61	12	19	13	20	63	100
MOJAVE	27	14	136	73	26	13	189	100
JOSHUA	12	20	45	75	3	5	60	100
CANTIL	6	40	6	40	3	20	15	100

Sixty-one per cent of the Ulrich precinct respondents believe that the results of the recall benefited the district, while 74 per cent of the Mojave and Joshua respondents feel it did not. Cantil respondents were evenly divided.

This distribution of feelings two years after the recall closely approximates the distribution of the vote.

ANALYSIS OF THE SURVEY

An assumption was made by the author that the recall election of December 8, 1970, polarized the Mojave Unified School District and that polarization has had a continuing effect on the school and community.

One of the major findings of this survey is that most of the campaign was conducted by word of mouth. The method of communicating the reasons for or against the election was very effective. People talked to people and then made their voting decisions early in the campaign. Apparently, later discussion, the newspaper, radio and television had less influence on voter decisions.

P.T.A., P.T.O., and attendance at school-board meetings was so minimal that these, too, had little influence on the vote.

Door-to-door communication by women brought more women than men to the polls. The effectiveness of this type of campaign and the issues themselves were of great concern to the electors as more electors turned out to vote in this recall election than had in previous school elections.

Most of those who voted were middle-aged or older. Ulrich precinct in California City (see Map No. 1, page 50) did not conform to the commonly held idea that newly developed areas have younger voters. It did, however, have the largest percentage of respondents whose relatives were employed by the school district.

Those middle-aged or older voters were also property owners. One inference might be that property owners have a more direct interest in the composition of the school board than do renters as some respondents indicated that their vote was intended as a means of showing that they wished to maintain the present tax rate.

The vote tabulation showed that Ulrich precinct had a very large vote in favor of the recall. The Ulrich voters said that they needed more representation on the school board so that the board would recognize their needs in California City.

Mojave and Joshua precincts (see Map No. 1, page 50) in the old established town of Mojave voted strongly against the recall. These voters felt that their school board was composed of fine representatives with a good businesslike approach to education. They indicated by their vote and their comments that they were satisfied with their board's operation of the district and did not want further expansion of school facilities in California City.

Although Mojave and Joshua voted overwhelmingly in opposition to the recall, the minority votes of those two precincts combined with those of Ulrich precinct in California City swung the election in favor of the recall.

Cantil, a small precinct on the fringe of the district (see Map 1, page 50), was almost evenly divided on the recall and as a consequence had little impact on the total vote.

One conclusion seems apparent throughout the responses to the questionnaire. Provincialism played a large and demanding role in the recall. The older town's residents wanted no change, and the younger town's residents wanted more representation with its resulting possibility for capital improvement and new building in their community. Comments to the questionnaire reflected feelings of disenfranchisement by the residents of California City.

Although this survey was made more than two years after the recall election the polarization of the community has not abated. Not one of the respondents would be willing to change his vote if the election were held today. The highly charged reasons given for the respondents' votes still determine their positions.

In Ulrich precinct suspicion of any inquiry concerning the recall election was so strong that many active participants in the recall movement did not return the questionnaire and prevailed upon others to do likewise.

This lasting effect is so apparent that the present call for a bond election, designed to fulfill the felt needs of the California City community, is evidencing the same polarity and differences with the same intensity.

Voter Characteristics

Map No. 1

District Profile

The Mojave Unified School District in 1970 had 1,908 registered voters of which 56 per cent cast their ballots in the 1970 recall election and 33 per cent responded to the questionnaire. These respondents were primarily residents of ten or more years (61 per cent) with the remainder equally divided in resident year classifications. Eighty per cent of the respondents were over 41 years of age with the next largest age group between 31 to 40 (13 per cent). The vast majority of respondents were property owners (76 per cent) and slightly more than half (58 per cent) were women. Two-thirds of the respondents in the district had had no children either in attendance or who had attended district schools. Less than 25 per cent had previously attended district schools themselves and approximately one-third of the respondents had another adult member of the family in attendance sometime. Two-thirds of the respondents were not employed by the school district.

Ulrich Precinct Profile

Ulrich precinct was the second largest in the Mojave Unified School District with 535 registered voters of which 62 per cent cast their ballot in the 1970 recall election. Twenty per cent responded to the questionnaire. This represents 21 per cent of the total respondents. The largest single group of respondents were residents of one to three years in the

Joshua Precinct:

Joshua Precinct, the second smallest in number of registered voters (306), had the largest percentage voting in 1970 (80 per cent) and was the second smallest in percentage of return questionnaires (19 per cent); Joshua precinct represents 27 per cent of the total questionnaires. Two-thirds of the respondents had lived in the precinct 10 or more years with the rest of the residents equally divided among lesser number of resident years.

The graph discloses that almost two-thirds of the respondents were 41 years of age or older with one-fifth between ages 31 to 40 and one-tenth from 26 to 30 years of age. Ninety-eight per cent were property owners in 1970 and slightly more than half (56 per cent) of the respondents were female. One-half of the respondents had one or more children in attendance in the district prior to 1970.

An equal number of the respondents (approximately 20 per cent) had either personally attended school in the district or had another adult member of their family attend district schools. Sixty per cent had never attended nor had a member of their family attended school in the district. One-third of the respondents were employed by the school district.

Cantil Precinct:

Cantil, the smallest precinct within the district with 50 registered voters, had the second largest percentage of qualified voters voting in the 1970 election and the largest per cent (56 per cent) questionnaire returns which represents

district (39 per cent). The other new groups were about evenly distributed. Two-thirds of the respondents were 41 years of age or over and property ownership shows over three-fourths owned their own homes in 1970. Slightly more women than men in this precinct responded to the questionnaire. One-fourth of the respondents had one or more children in school in 1970, and only 6 per cent had had one or more in prior attendance in the school district. Fifteen per cent of the families had had an adult member who previously attended district schools. Almost half of the respondents were employed by the school district.

Mojave Precinct:

Mojave is the largest precinct in the number of registered voters with 1,017. It is the largest in per cent of responses to the questionnaire (56 per cent) and represents 44 per cent of the total response. Approximately 75 per cent of the residents have lived in the school district 10 or more years. One-fourth have lived in the district 4-6 years with the remainder fairly evenly divided. Eighty per cent of the respondents were 41 years of age or older, one-third were 31 to 40 years of age with the remaining ten per cent under 31 years old. Two-thirds of the residents were property owners and over half of those responding were females.

Almost three-fourths of respondents had no children in previous attendance. Forty-one per cent of the respondents in this precinct either personally attended or a member of their family personally attended the Mojave Unified School District. One-third of respondents were employed by the school district.

6 per cent of the total questionnaires. Forty-five per cent of the residents lived in the district 10 or more years and all respondents were 41 years of age or older. Two-thirds of the respondents were property owners and slightly more than half (58 per cent) were women. Ninety per cent of the Cantil respondents had no children in attendance within the district and all (100 per cent) had none of their children in previous attendance in the district.

No respondents had previously attended district schools but one-fourth had had an adult member of their family attend school in the district. Sixteen per cent of the respondents were employed by the school district.

Summary

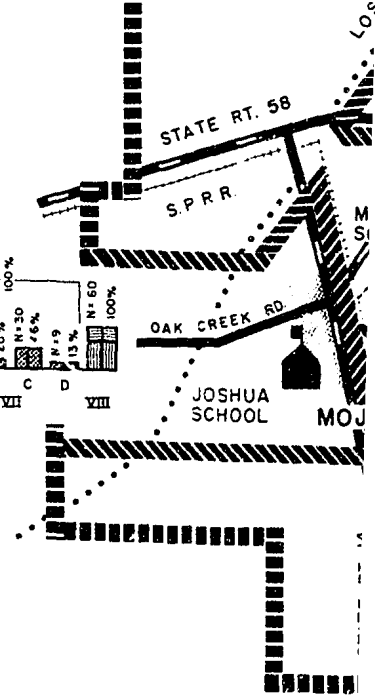
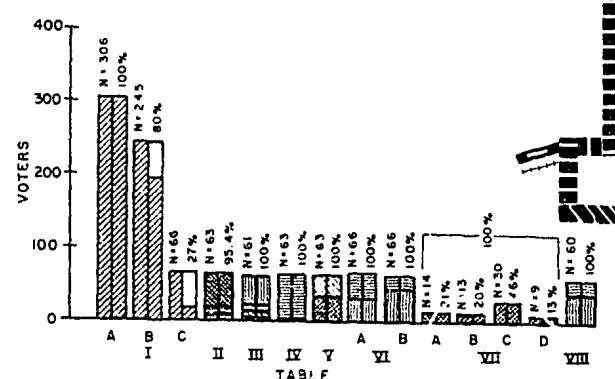
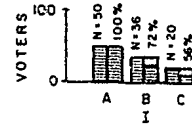
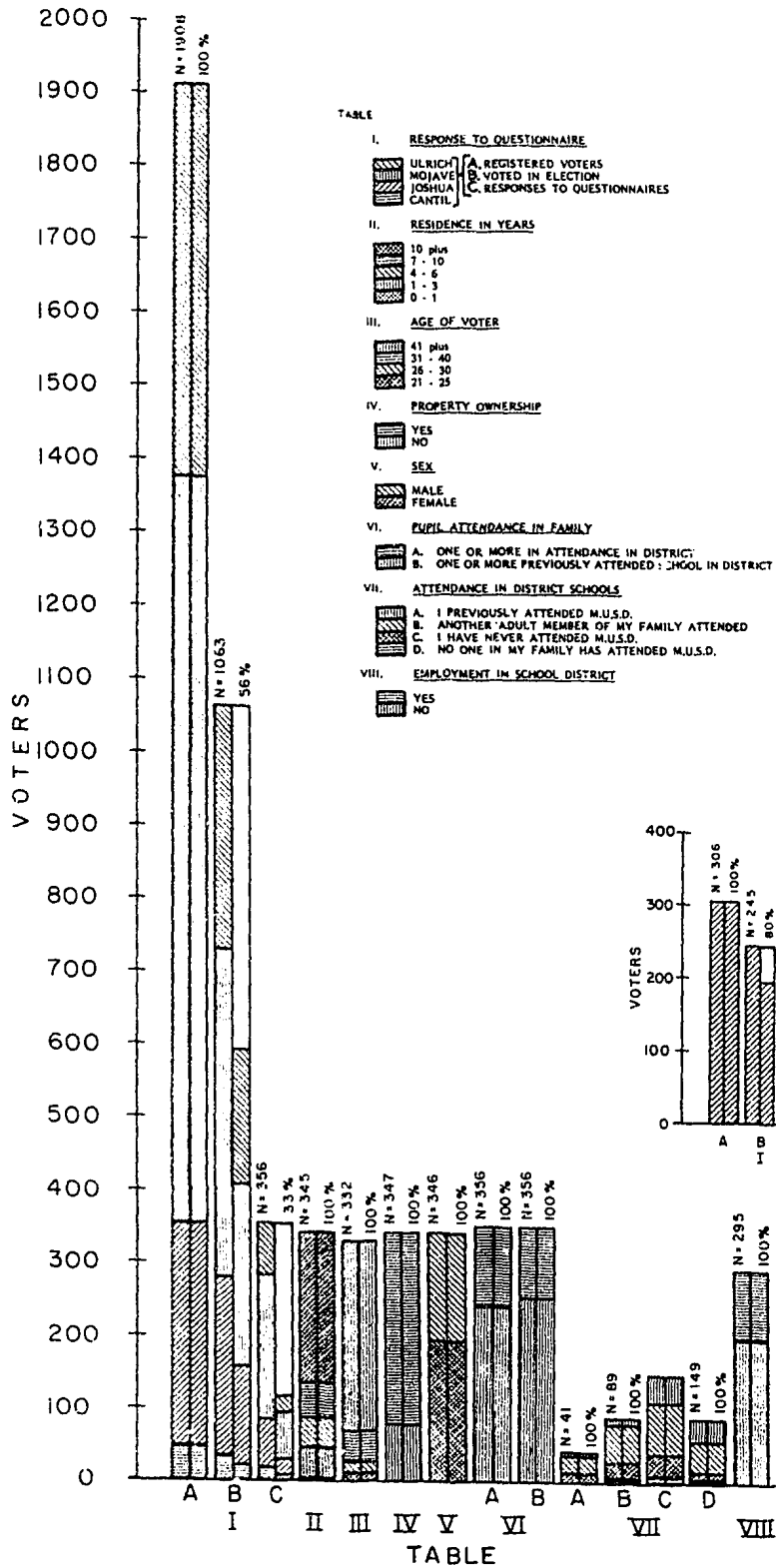
Although there is some similarity of profiles among the precincts this map clearly delineates differences in the individual characteristics.

Mojave and Joshua precincts have the largest per cent of older years of residents while Ulrich precinct is the newest in resident years. All Cantil respondents were 41 years of age or older, whereas the other precincts, though having a preponderance of older voters had respondent representation from all age groups.

Joshua precinct stands out as having the largest per cent of home owners. Joshua precinct also had the largest percentage of children attending district schools closely followed by Mojave precinct while Ulrich precinct had the lowest number of adults having attended the district schools.

Ulrich had the highest per cent of employment in the school district while Cantil had the lowest.

1970 RI
 MOJAVE UNIFIED
 VOTER



Based on 1970 Precinct Map,
 Office of the Kern County Surveyor
 Cartographer: Greg Iggo, B.S.
 Advisor: William H. Wake, Ph.D.
 May, 1972

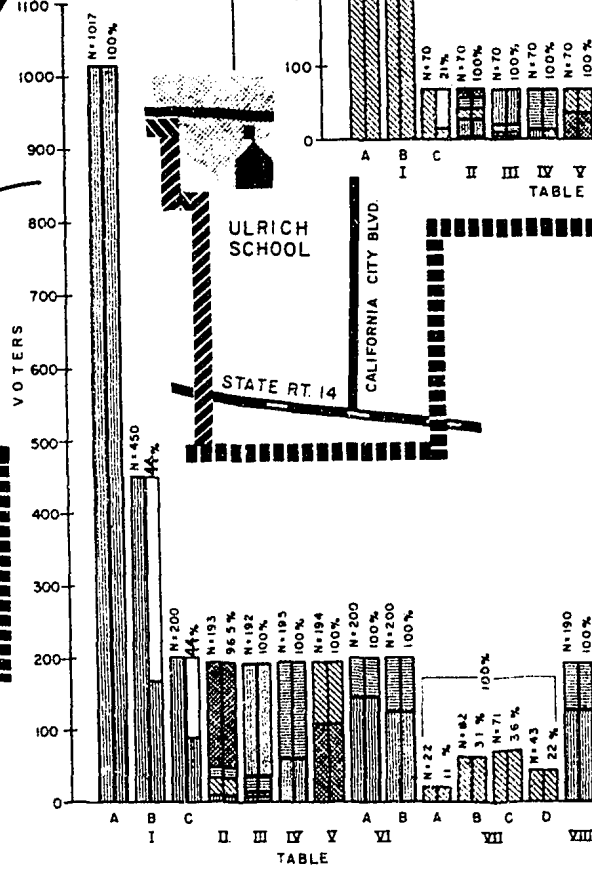
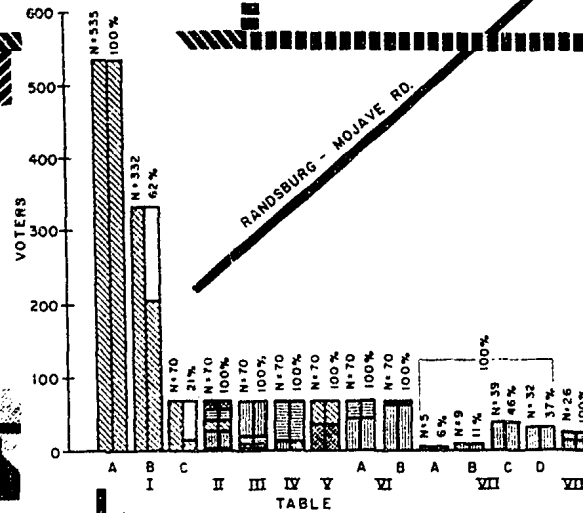
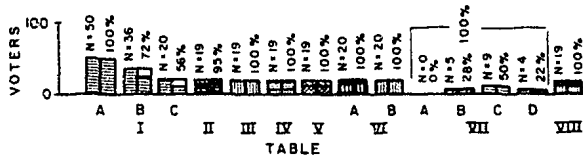

N's Rounded
 *Non Responses to Items Affect Totals

1970 RECALL ELECTION UNIFIED SCHOOL DISTRICT VOTER CHARACTERISTICS

MAP NO. I

MAP LEGEND

- SCHOOL DISTRICT BOUNDARY
- PRECINCT BOUNDARY
- MAJOR ROAD
- SECONDARY ROAD
- AQUEDUCT
- RAILROAD
- TOWN
- SCHOOL



Based on 1970 Precinct Map,
Office of the Kern County Surveyor
Cartographer: Greg Jacon, B.S.
Advisor: William H. Waks, Ph.D.
May, 1972

%s Rounded
*Non-Responses to Items Affect Totals

KERN COUNTY
SAN BERNARDINO COUNTY

Participation and Information Characteristics

Map No. 2

District Profile

The majority of the district respondents (64 per cent) never attended any P.T.A. or P.T.O. meetings. Mojave precinct had the lowest per cent of respondents who attended those meetings (23 per cent). Approximately 6 per cent respondent residents never attended school-board meetings. Again Mojave precinct represents the greatest proportion of those who had been to a board meeting (32 per cent).

The two recalled candidates were at least slightly known by the majority of the voter respondents. Approximately one-fourth of the respondents knew Mr. Blanchard well and personally. One-fifth of the respondents knew Mr. Means as well.

Two-thirds of the respondents in the total district received their first information about the recall by word-of-mouth and this continued to be the primary source of information.

The largest per cent of active participation in the recall by the respondents was the act of voting (76 per cent). The second active participation was as petition signer (14 per cent).

Ulrich Profile:

The profile indicates 58 per cent out of a total of 73 respondents to the questionnaire never attended a P.T.A. or P.T.O. meeting with approximately 31 per cent having attended sometimes. Forty-seven per cent of the respondents only occasionally attended a school-board meeting. Forty-four

Joshua Profile:

The Joshua precinct profile shows 40 per cent had never attended P.T.A. nor P.T.O. meetings, while 36 per cent attended occasionally.

Trustee meeting attendance shows 40 per cent of those respondents never attended meetings, 49 per cent attended sometimes, and 11 per cent attended almost every time.

Voter recognition of the two recalled candidates shows about 3 per cent did not know them at all, about 42 per cent knew them slightly, and about 25 per cent knew each candidate personally.

The first recall awareness in the Joshua precinct was from word-of-mouth (72 per cent) followed by newspaper (24 per cent). These two means continued to be the primary source of information.

The respondents indicated that the participation in the recall was by voting (81 per cent) with 18 per cent of the Joshua precinct respondents were petition signers.

Cantil Profile:

The Cantil profile indicates that about 82 per cent of the respondents had never attended a P.T.A. or P.T.O. meeting in 1970. Twelve per cent attended almost all the time. Attendance at trustee meetings was almost never with 95 per cent never having attended a school-board meeting.

Voter recognition of the two recalled candidates indicates that about 24 per cent of the Cantil respondents did not know

per cent of the respondents did not know the two recalled candidates at all while approximately 36 per cent knew them slightly. Seven per cent of the respondents knew Mr. Blanchard and Mr. Means well, and personally.

The first recall awareness was received largely by word of mouth (67 per cent) followed by the newspaper with 33 per cent. This continued to be the main source of information.

The largest participation in the recall by the respondents was the act of voting (65 per cent) followed by petition signers (22 per cent).

Mojave precinct:

Mojave precinct profile shows approximately 70 per cent of the respondents never attended P.T.A. or P.T.O. meetings, while approximately 23 per cent attended infrequently.

Trustee meeting attendance indicates that approximately 65 per cent of the respondents never attended a trustee meeting while 32 per cent attended occasionally.

Voter recognition of the two recalled members shows that 8 per cent did not know them at all, while about 31 per cent knew them slightly, and 20 per cent knew them moderately well, and 21 per cent knew both men well and personally.

The first recall awareness indicates that word-of-mouth was the first information for 65 per cent of respondents followed by the newspaper with 31 per cent. These two means continued to be the primary source of information.

them. Thirty per cent knew them slightly and 25 per cent knew them personally.

The first recall awareness in Cantil precinct was via word-of-mouth (55 per cent), followed by 45 per cent from the newspaper. This awareness was continued largely by information derived from newspapers (45 per cent), with word-of-mouth taking second place (25 per cent).

The respondents, when asked the final question in this sequence, indicated that overall their primary source of information was almost equally divided between word-of-mouth and newspaper (56 per cent) to (44 per cent), and that these two sources were primary in influencing their final decision (45 per cent) word of mouth, (52 per cent) newspaper.

Eighty-five per cent of the respondents indicated their sole role in the recall was that of voter while 10 per cent were petition signers.

Summary

Ulrich and Joshua precincts had more attendance at trustee meetings than the other two precincts.

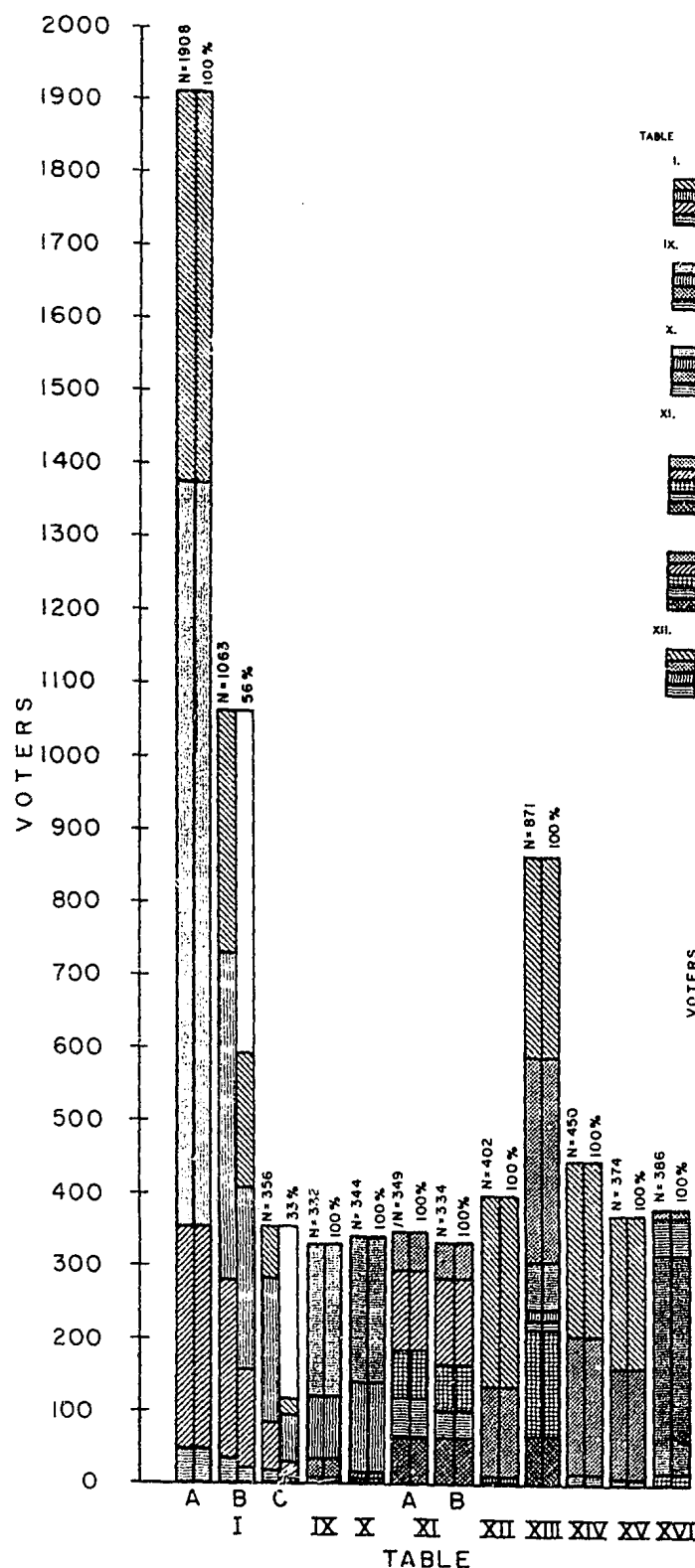
Cantil and Joshua precincts participated to a greater degree in P.T.A. and P.T.O. activities. Joshua respondents, along with Ulrich, had more attendance at school-trustee meetings.

Ulrich respondents led the precincts in lack of knowledge of the recalled trustees, while Joshua respondents had the largest personal knowledge.

All precinct profiles indicated two main sources of information. One source, word-of-mouth, continued to be the primary influence in all but Cantil precinct where the newspaper took precedence.

In all precincts the major participation by the respondents was that of voter but Ulrich precinct led in the per cent of petition signers and petition carriers. Joshua was second in petition signers and Mojave precinct in petition carriers.

1970 RE MOJAVE UNIFIED PARTICIPATION & INFO



TABLE

I. RESPONSE TO QUESTIONNAIRES

ULRICH } A. REGISTERED VOTERS
MOJAVE } B. VOTED IN ELECTIONS
JOSHUA } C. RESPONSES TO QUESTIONNAIRES
CANTIL }

IX. P.T.A. OR P.T.O. ATTENDANCE

NEVER
SOMETIMES
ALMOST EVERY TIME
ALL THE TIME

X. TRUSTEE MEETING ATTENDANCE

NEVER
SOMETIMES
ALMOST EVERY TIME
ALL THE TIME

XI. VOTER RECOGNITION

A. BLANCHARD

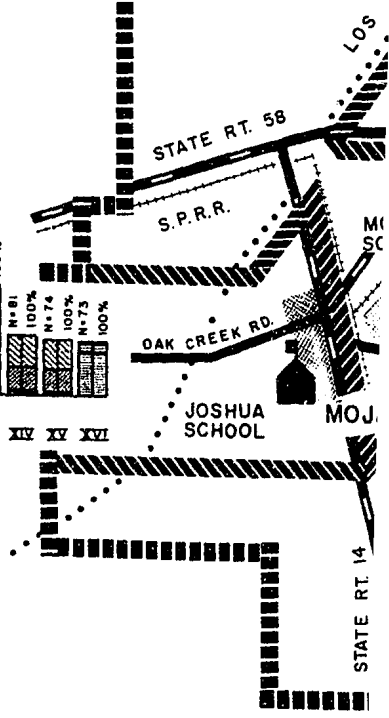
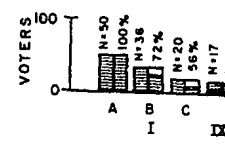
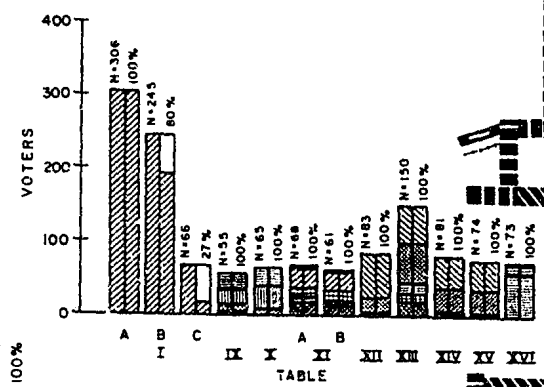
NOT AT ALL
SLIGHTLY
MODERATELY WELL
WELL
PERSONALLY

B. MEANS

NOT AT ALL
SLIGHTLY
MODERATELY WELL
WELL
PERSONALLY

XII. FIRST RECALL AWARENESS

WORD OF MOUTH
NEWSPAPER
RADIO
TELEVISION



Based on 1970 Precinct Map,
Office of the Kern County Surveyor
Cartographer: Greg Igawa, B.S.
Advisor: William H. Wake, Ph.D.
May, 1972

% Rounded
*Non-Responses to Items Affect Totals

1970 RECALL ELECTION MOJAVE UNIFIED SCHOOL DISTRICT PARTICIPATION & INFORMATION CHARACTERISTICS

MAP NO. 2

MAP LEGEND

- SCHOOL DISTRICT BOUNDARY
- PRECINCT BOUNDARY
- MAJOR ROAD
- SECONDARY ROAD
- AQUEDUCT
- RAILROAD
- TOWN
- SCHOOL

SCALE = MILES
1 0 1 2 3 4

TO QUESTIONNAIRES
A. REGISTERED VOTERS
B. VOTED IN ELECTIONS
C. RESPONSES TO QUESTIONNAIRES

T.O. ATTENDANCE

VERY TIME

MEETING ATTENDANCE

VERY TIME

COGNITION

MAKED

T ALL

TLY

RATELY WELL

NALLY

S

T ALL

TLY

RATELY WELL

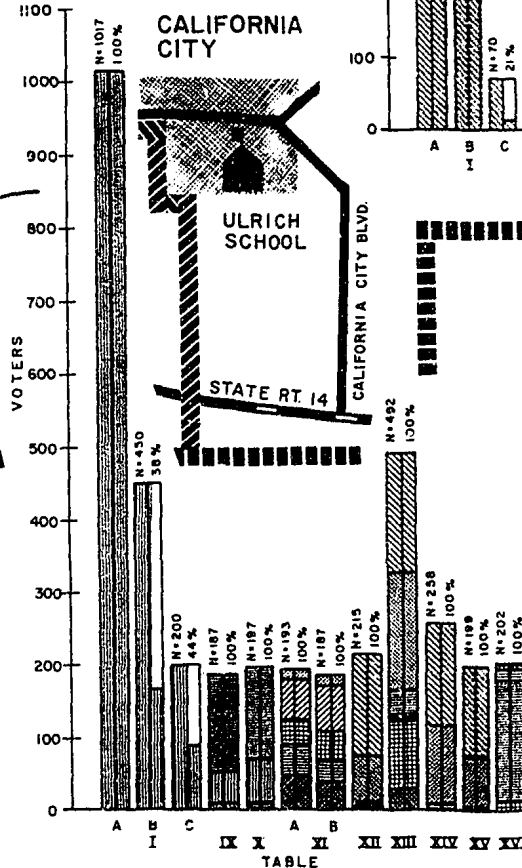
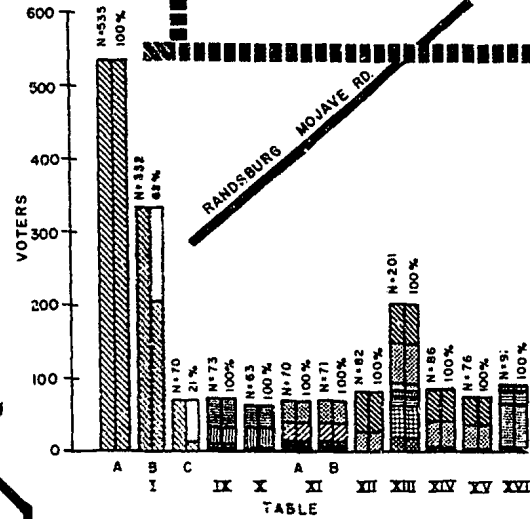
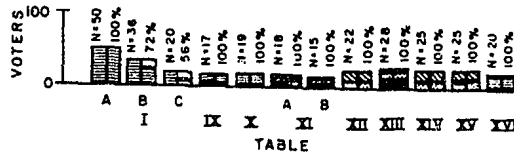
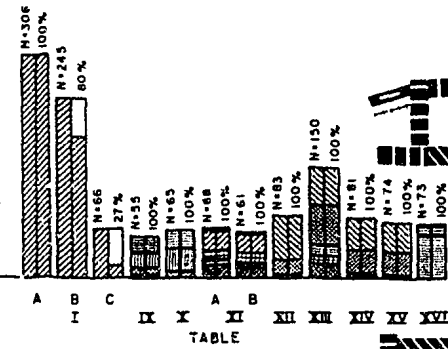
NALLY

CALL AWARENESS

MOUTH

R

N



XIII. CONTINUING RECALL AWARENESS

- WORD OF MOUTH
- NEWSPAPER
- RADIO
- T.V.
- P.T.A.
- PETITION CARRIER
- ATTENDING BOARD MEETINGS

XIV. PRIMARY INFORMATION SOURCE

- WORD OF MOUTH
- NEWSPAPER
- RADIO
- TELEVISION

XV. DECISION INFLUENCES

- WORD OF MOUTH
- NEWSPAPER
- RADIO
- TELEVISION

XVI. PARTICIPATION IN RECALL

- ORGANIZER (PROPONENT)
- PETITION CARRIER
- PETITION SIGNER
- VOTER
- NON-VOTER

Based on 1970 Precinct Map,
Office of the Kern County Surveyor
Cartographer: Greg Jagow, B.S.
Advisor: William H. Wake, Ph.D.
May, 1972

N's Rounded

*Non-Responses to Items Affect Totals

Voter Decisions and Judgments

Map No. 3

District Profile:

Most respondents received most of their information via word-of-mouth (see Map 3). They apparently used this information in forming an early decision as to their vote (56 per cent). By the middle of the campaign three-fourths of all respondents had formed their opinion as to how they would vote.

The majority of the respondents voted against the recall (50 per cent). Ten per cent did not vote at all. Ninety per cent of the respondents indicated that, if the recall were to be held again, they would cast an identical vote.

Although the respondents would cast the same vote as two years previously, approximately 34 per cent said the recall was of benefit to the school district, 52 per cent felt it hurt the district and 14 per cent said it made no difference.

Ulrich profile:

Ulrich precinct respondents (64 per cent) made up their minds as a voter early in the campaign. Seventy-two per cent of the respondents voted for the recall and 88 per cent would vote the same way if the election were to be held today.

Sixty-one per cent of this precinct felt that the district benefited by the recall election, while 19 per cent felt it did not, and 20 per cent thought it made no difference.

Mojave profile:

Mojave precinct respondents (71 per cent) made up their minds as a voter early in the campaign. Twenty-one per cent voted for the recall and 96 per cent would vote the same way if the election were to be held today.

Fourteen per cent of the respondents in this precinct felt that the recall benefited and 73 per cent felt it hurt the school district, while 13 per cent said it made no difference.

Joshua profile:

Seventy-four per cent of the Joshua respondents made up their minds as a voter early in the campaign. Twenty-six per cent voted for the recall and 99 per cent would vote the same way if the election were held today. Twenty per cent of the respondents in this precinct felt that the recall benefited and 75 per cent felt it hurt the district.

Cantil profile:

Seventeen per cent of the respondents of Cantil made up their minds as a voter early in the campaign, 28 per cent in the middle, 44 per cent late in the campaign, and 11 per cent at the poll.

Forty per cent voted for the recall and 50 per cent against.

If the election were to be held today, 80 per cent would vote the same way. Forty per cent of Cantil respondents felt that the recall either benefited or hurt the school district while 20 per cent said it made no difference.

Summary

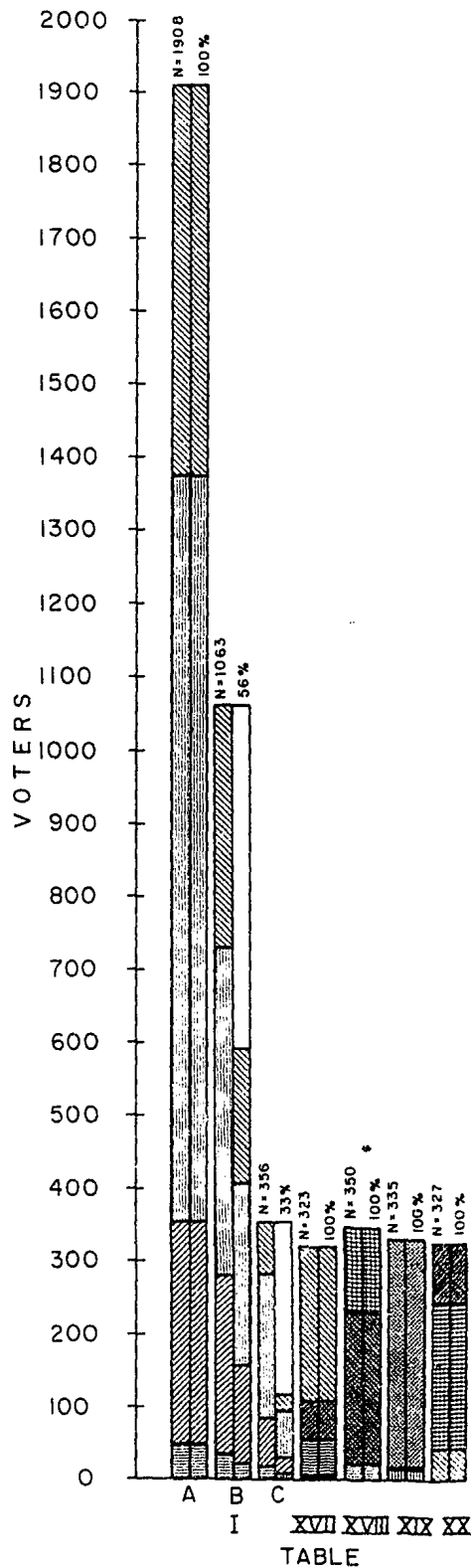
In making their voting decisions three precincts made up their minds early in the campaign. Cantil did not, as the graph shows similar divisions between time periods.

Mojave and Joshua precincts respondents voted strongly against the recall while Ulrich respondents voted for it, and Cantil split the vote.

All profiles indicate that if the recall were held today the vote would be the same.

Mojave and Joshua profiles indicate that the election hurt the school district while Ulrich precinct respondents had the opposite view, and Cantil was divided.

1970 RECALL MOJAVE UNIFIED VOTER DECISIONS



TABLE

I. RESPONSE TO QUESTIONNAIRE

ULRICH	A. REGISTERED VOTERS B. VOTED IN ELECTION C. RESPONSES TO QUESTIONNAIRES
MOJAVE	
JOSHUA CANTIL	

XVII. TIME OF DECISION

EARLY
MIDDLE
LATE
AT THE POLL

XVIII. THE VOTE

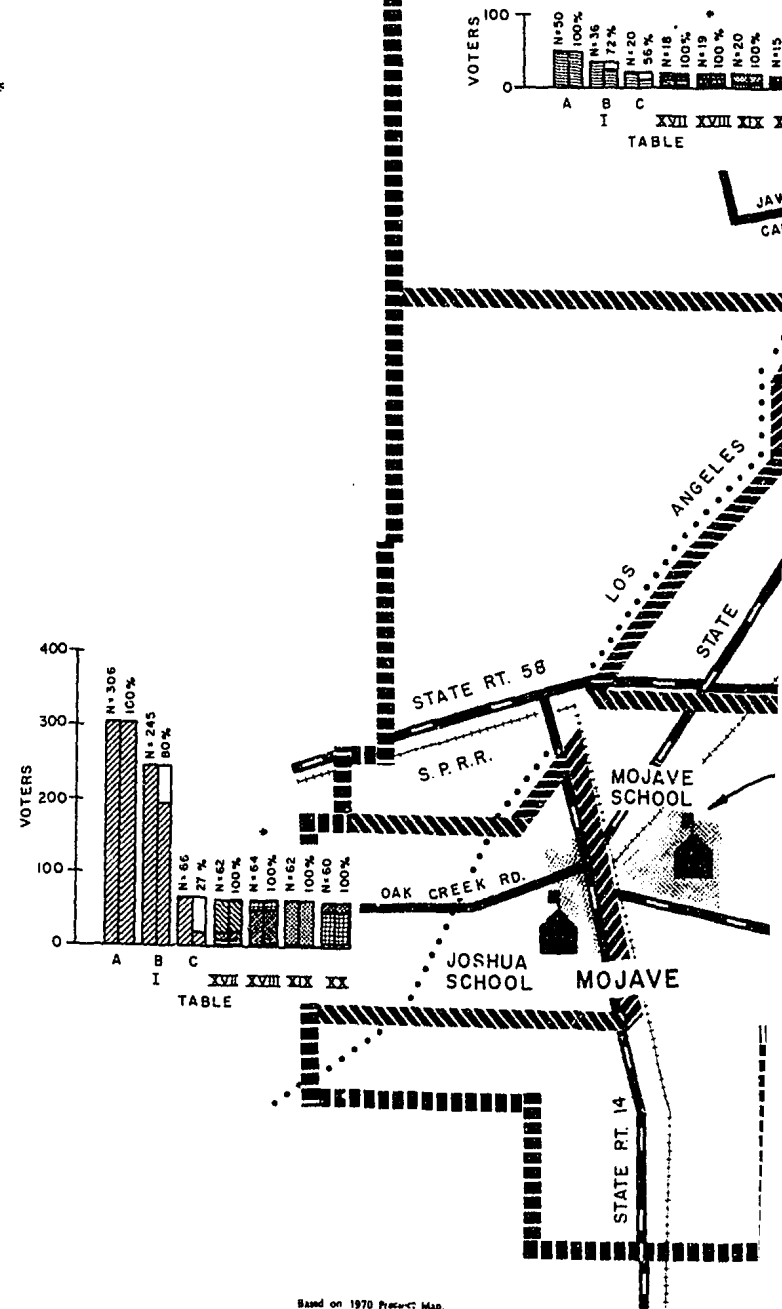
FOR RECALL
AGAINST RECALL
DID NOT VOTE

XIX. PRESENT ATTITUDE

SAME VOTE
REVERSE VOTE
NOT VOTE

XX. EVALUATION OF RECALL

BENEFITED
HURT
NO DIFFERENCE



Based on 1970 Present Map,
Office of the Kern County Surveyor
Cartographer: Greg Ignow, B.S.
Advisor: William H. Wake, Ph.D.
May, 1972

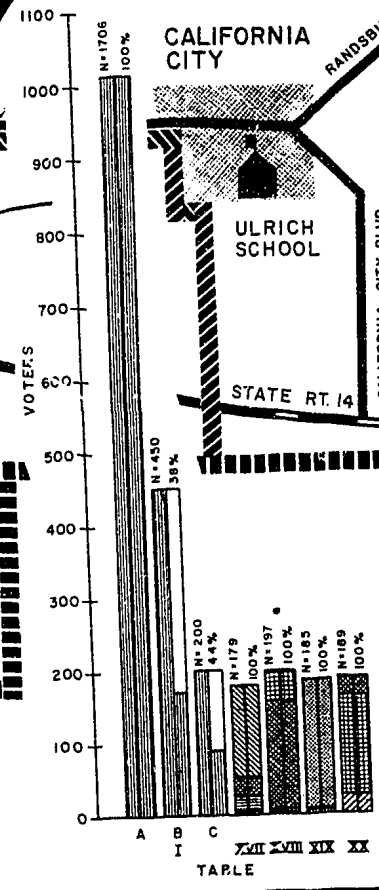
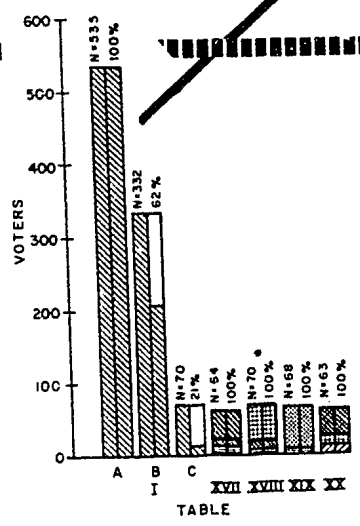
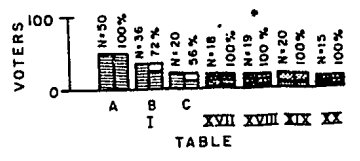
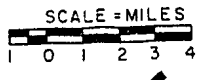
%s Rounded

*Non-Response to Item Affect Totals

1970 RECALL ELECTION UNIFIED SCHOOL DISTRICT VOTER DECISIONS & JUDGEMENTS

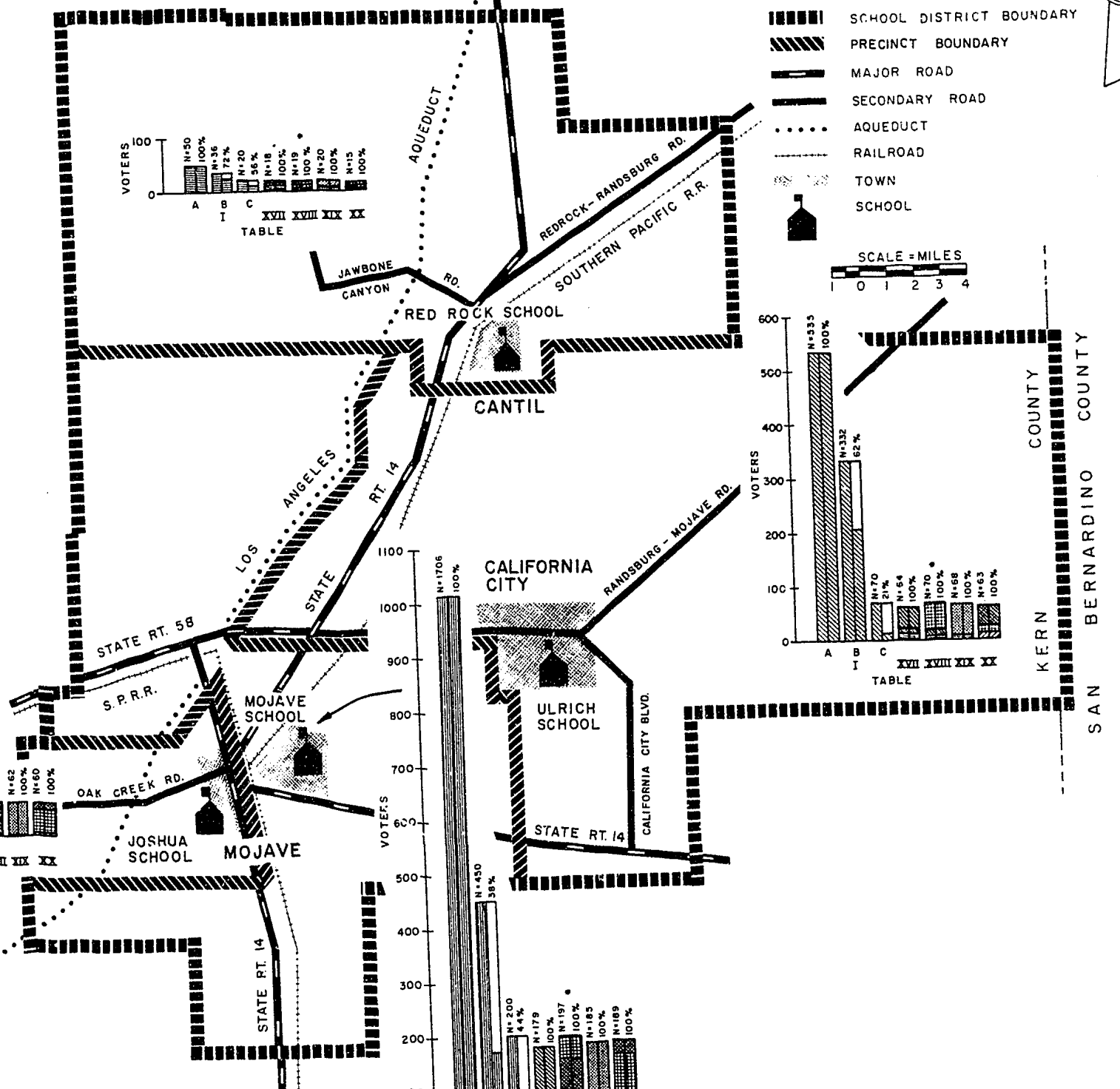
MAP LEGEND

- SCHOOL DISTRICT BOUNDARY
- PRECINCT BOUNDARY
- MAJOR ROAD
- SECONDARY ROAD
- AQUEDUCT
- RAILROAD
- TOWN
- SCHOOL



Based on 1970 Precinct Map,
Office of the Kern County Surveyor
Cartographer: Greg Jager, B.S.
Advisor: William H. Wake, Ph.D.
May, 1972

N's Rounded
*Non-Response to Items Affect Totals



CONCLUSIONS AND RECOMMENDATIONS

These conclusions and recommendations are based on the study of one school district with the belief that these same findings would be applicable to any other school district with similar problems.

Conclusions:

1. A one-to-one personal approach persuaded the electorate before all facts were on the table.
2. Newspaper factual articles had little early effect on the election.
3. A few highly motivated and well-organized people can sway the electorate.
4. Adjacent communities were not in accord on issues.
5. A school district that covers more than one community is more apt to have difficulty if both communities do not build a feeling of unity in all areas of the school district.
6. Feelings of community separation can last at least two years.
7. Suspensions, once aroused, do not disappear quickly.
8. A recall election is more likely to have a divisive than unifying effect upon the school district involved.

Recommendations:

1. School Boards of Trustees must continually communicate with all areas of the district and recognize that this communication is a two-way process.

Recommendations (continued)

2. Leaders of all communities within the school district must develop common goals for the benefit of the total district.
3. Small differences must be resolved very early before they become major issues.
4. All analyses of district needs must be based on data understood and trusted by all.
5. The property owner represents a large voting percentage of the electorate and, therefore, must be furnished with accurate information to be an informed voter.
6. Superintendents must maintain credibility with the public.
7. People must be encouraged to participate in parent-school organizations and should be constantly encouraged to attend and speak at school-board meetings.

BIBLIOGRAPHY

- California Attorney General. Opinions 1947. Sacramento, Calif.: State Printing Office, 1947.
- Deering's Education Code of the State of California, 1949 Pocket Supplement. Bancroft-Whitney Company, San Francisco, Calif. 1949.
- Hodkinson, Harold L. Institutions in Transition, McGraw-Hill, New York, N. Y. 1971.
- Kern County Clerk's Office, Bakersfield, Calif.
(official records)
- Kunzi, Ernest H. West's Annotated California Codes, West's Publishing Co., St. Paul, Minn. 1969.
- Mason, Paul. Constitution of the State of California, Bancroft-Whitney Co., San Francisco, 1953.
- Palmer, William J. and Selvin, Paul P. The Development of the Law in California, West Publishing Co., St. Paul, Minn. 1969.
- State of California School Board Association, Sacramento, Calif. (official records)
- Sullivan, Neil V. Walk, Run, or Retreat, Indiana University Press, Bloomington, Ind. 1971
- West's Annotated Codes, Constitution of the State of California, West Publishing Co., St. Paul, Minn.

EDUCATIONAL QUESTIONNAIRE DIRECTIONS: PLEASE CHECK APPROPRIATE SQUARES

1. I have lived in the Mojave Unified School District
 - less than a year
 - 1-3 years
 - 4-6 years
 - 7-10 years
 - over 10 years
2. On December 8, 1970 I voted at
 - R. P. Ulrich Elementary School
 - Mojave Elementary School
 - Joshua Elementary School
 - Cantil Elementary School
3. In 1970 I was
 - 21-25 years old
 - 26-30 years old
 - 31-40 years old
 - 41-over years old
4. In 1970 I was a property owner in the Mojave Unified School District
 - yes
 - no
5. I am
 - male
 - female
6. In 1970 I had
 - one or more pupils in Mojave Unified School District
 - one or more had previously attended Mojave Unified School District
7. In 1970
 - I had previously attended Mojave Unified School District
 - another adult member of my family had previously attended Mojave Unified School District
 - I have never attended Mojave Unified School District
 - no one in my family has attended Mojave Unified School District
8. One or more members of my family is employed in the Mojave Unified School District
 - yes
 - no
9. My attendance at P.T.A. or P.T.O. meetings in 1970 was
 - never
 - sometimes
 - almost every time
 - all
10. My attendance at the Mojave Unified School District Board of Trustees meetings during 1970 was
 - never
 - sometimes
 - almost every time
 - all
11. The following trustee members were known to me

	not at all	slightly	mod. well	well	personally
Floyd Blanchard	<input type="checkbox"/>	<input type="checkbox"/>	<input type="checkbox"/>	<input type="checkbox"/>	<input type="checkbox"/>
Joe Means	<input type="checkbox"/>	<input type="checkbox"/>	<input type="checkbox"/>	<input type="checkbox"/>	<input type="checkbox"/>
12. I first became aware of the recall election through
 - word of mouth
 - newspaper
 - radio
 - television

13. I obtained further information about the recall election from (check all squares that apply)
- word of mouth
 - newspapers
 - radio
 - television
 - P.T.A.
 - P.T.O.
 - petition carriers
 - attendance at board meetings
14. I got most of my information from
- word of mouth
 - newspapers
 - radio
 - television
15. My decision was *most* influenced by information from
- word of mouth
 - newspapers
 - radio
 - television
16. My role in the recall election was (check most active)
- organizer (proponent)
 - petition carrier
 - petition signer
 - voter
 - non-voter
17. I made up my mind as a voter
- early in the campaign
 - middle of the campaign
 - late in the campaign
 - at the poll
18. I voted
- for the recall
 - against the recall
 - did not vote
19. If the recall election were held today, I would
- again vote as I did in 1970
 - reverse my vote
 - not vote
20. I believe that the results of the recall have
- benefited the school district
 - hurt the school district
 - made no difference
21. The most important reason for voting as I did was (please limit your answer to the space provided)
22. If you have any additional comment use so state.

Thank you kindly